
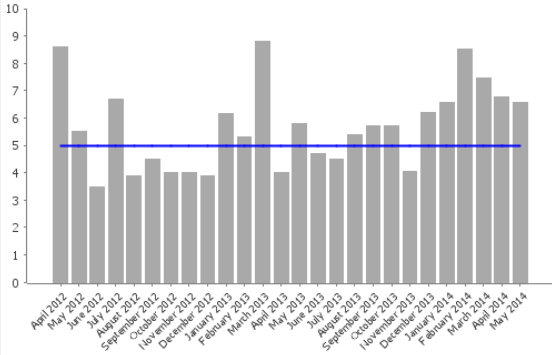


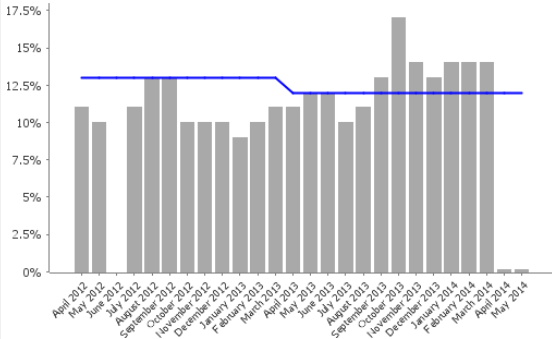

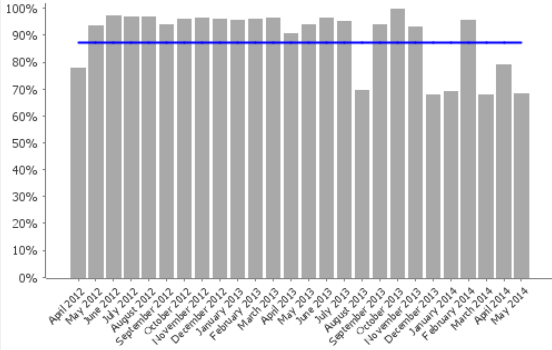



Scrutiny Committee – Performance Data (Data for May 2014)

Code	Short Name	Current Value	Current Target	Current Status	Performance Chart	Cumulative (Year to Date) Performance			Latest Note
						2014/15			
						Value	Target	Status	
LPI Clean 002	Average number of days taken to remove fly tips which the District Council has responsibility to clear	6.6	5			6.7	5		<p>139 fly tips across Sevenoaks District were reported to the Council during the first two months of the year. The Council is required to investigate each report to determine who is responsible for clearing the fly tip.</p> <p>The Council was required to remove 101 of the 139 fly tips reported (73%) in April and May.</p> <p>As a result of the work load the target to clear all fly tips within 5 days was missed</p> <p>At the same point last year the Council had removed 94 of the 161 fly tips reported (58%).</p>
LPI PA 002	Percentage of Penalty Charge Notices cancelled	14%	12%			14%	12%		<p>A marginal increase in the number of appeals against penalty charge notices that have resulted in cancellations has occurred in recent months.</p> <p>The reasons for cancelled notices are continually reviewed and if it is evident that the Council can improve its processes advice and training are provided to the Civil Enforcement Officers.</p>

Scrutiny Committee – Performance Data (Data for May 2014)

Code	Short Name	Current Value	Current Target	Current Status	Performance Chart	Cumulative (Year to Date) Performance			Latest Note
						2014/15			
						Value	Target	Status	
LPI DC 001	The percentage of planning applications assessed for validation in 5 days	68.2%	87.5%			73.6%	87.5%		<p>During April and May this year a total of 397 planning applications have been received, an increase of 8.5% from the 366 received over the same period last year.</p> <p>The number of complex major applications received over the period has increased by 125% from 4 to 9.</p> <p>The level of resource required to validate major planning applications has had a knock on effect on the overall performance of the team. Overall performance in the processing times for major, minor and other planning application types remains at target levels for the year to date. However it is recognised that the impact of receipt of a high number of major planning applications will not be evident until three months until after they have been received.</p>